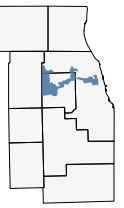
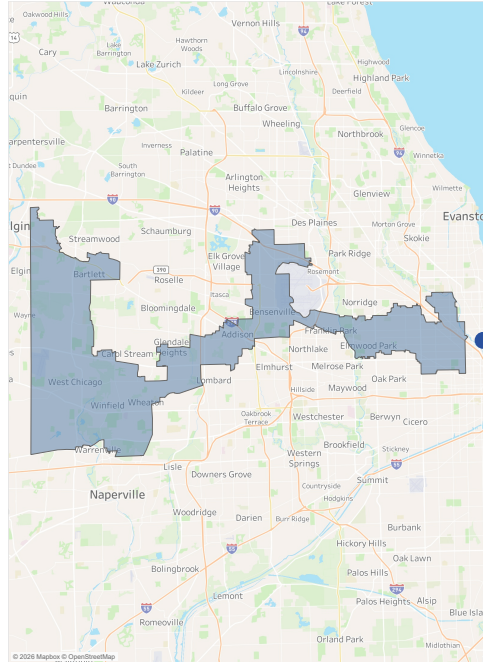


BY THE NUMBERS

3RD CONG. DISTRICT



REP. DELIA RAMIREZ



STUDENTS ENROLLED LAST YEAR	5,298
UIUC: 1,964	UIC: 3,266 UIS: 68
FALL FRESHMEN (2025)	1,095
Applications: 5,022	Admitted: 3,292 (66%)
STUDENTS GRADUATED LAST YEAR	1,203
UIUC: 467	UIC: 721 UIS: 15
ALUMNI IN DISTRICT	31,098
EMPLOYEES IN DISTRICT	2,169
VENDORS IN DISTRICT IN LAST 5 YEARS	1,418
Amount spent on vendor goods/services: \$86.7M	
CLIENTS SERVED BY SPECIALIZED CARE FOR CHILDREN	641
CLINIC/HOSPITAL PATIENTS	11,370
EXTENSION CONTACTS	7,110

OUR SYSTEM-WIDE IMPACT

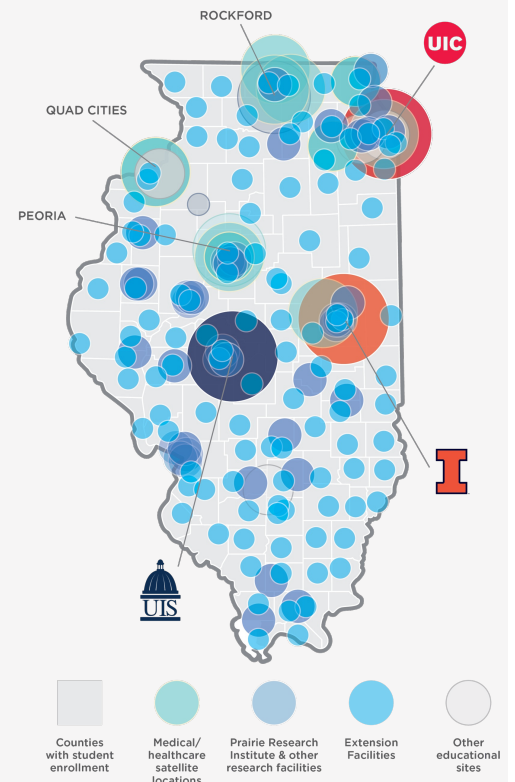
101,081
TOTAL STUDENTS

65,169
UNDERGRADUATES

ILLINOIS RESIDENTS **79%**

33% UNDERREPRESENTED MINORITIES

EDUCATION	
DEGREES AWARDED ANNUALLY	28,000
STEM DEGREES AWARDED ANNUALLY	14,600
DEGREE PROGRAMS	700
ALUMNI WORLDWIDE	890K
RESEARCH & ECONOMIC DEVELOPMENT	
FEDERAL/STATE/PRIVATE FUNDING	\$1.4B
TECHNOLOGY DISCLOSURES	413
PATENTS ISSUED	91
ACTIVE STARTUPS	118
LICENSED & OPTIONED TECHNOLOGIES	90
PUBLIC SERVICE	
FIRE SERVICE INSTITUTE ENROLLMENTS	36,149
POLICE TRAINING INSTITUTE ENROLLMENTS	967
UNIVERSITY OUTREACH CONTACTS	3,216
EXTENSION CONTACTS	802,465
4-H PARTICIPANTS	261,012
PRAIRIE RESEARCH INSTITUTE ROI	6:1



QUESTIONS? CONTACT THE FEDERAL RELATIONS TEAM:
Paul Weinberger (paulw3@uillinois.edu) | Melissa Haas (mshaas@uillinois.edu)